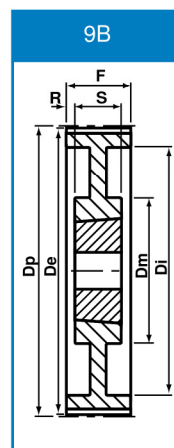
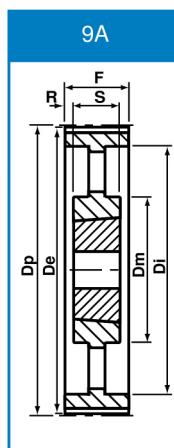
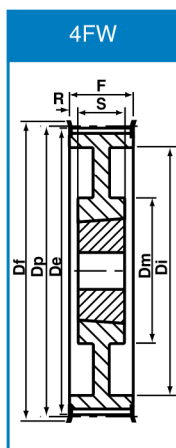
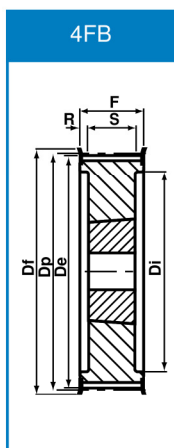


Koła pasowe pod Taper Lock



Koła pasowe 14M 115 (pod pas o szer. 115 mm)

Oznaczenie	ilość zębów	Typ	Taper Lock	Materiał	Dp	De	Df	Dm	Di	F	S	R	Kg
28-14M-115	28	4FB	2517	Żeliwo	124.78	122.12	127.00	-	98	133	45	44.00	3.70
29-14M-115	29	4FB	2517		129.23	126.57	138.00	-	100	133	45	44.00	4.00
30-14M-115	30	4FB	2517		133.69	130.99	138.00	-	100	133	45	44.00	5.00
32-14M-115	32	4FB	2517		142.60	139.88	154.00	-	108	133	45	44.00	6.80
34-14M-115	34	4FB	2517		151.52	148.79	160.00	-	110	133	45	44.00	6.80
36-14M-115	36	4FB	3020		160.43	157.68	168.00	-	125	133	51	41.00	7.00
38-14M-115	38	4FB	3020		169.34	166.60	183.00	-	130	133	51	41.00	8.40
40-14M-115	40	4FB	3020		178.25	175.49	188.00	-	140	133	51	41.00	9.20
44-14M-115	44	4FB	3030		196.08	193.28	211.00	-	155	133	76	28.50	14.00
48-14M-115	48	4FB	3030		213.90	211.11	226.00	-	170	133	76	28.50	17.10
56-14M-115	56	4FB	3535		249.55	246.76	265.00	-	210	133	89	22.00	24.80
64-14M-115	64	4FW	3535		285.21	282.41	296.00	190	242	133	89	22.00	27.00
72-14M-115	72	9B	3535		320.86	318.06	-	190	280	133	89	22.00	29.00
80-14M-115	80	9A	3535		356.51	353.71	-	190	315	133	89	22.00	32.00
90-14M-115	90	9A	3535		401.07	398.28	-	190	360	133	89	22.00	36.50
112-14M-115	112	9A	3535		499.11	496.32	-	190	457	133	89	22.00	46.00
144-14M-115	144	9A	4040		641.71	638.92	-	230	600	133	102	15.50	68.00
168-14M-115	168	9A	4040		748.66	745.87	-	230	706	133	102	15.50	82.60
192-14M-115	192	9A	4040		855.62	852.82	-	230	813	133	102	15.50	96.00
216-14M-115	216	9A	4040		962.57	959.76	-	230	920	133	102	15.50	107.00



Koła pasowe 14M 170 (pod pas o szer. 170 mm)

Oznaczenie	ilość zębów	Typ	Taper Lock	Materiał	Dp	De	Df	Dm	Di	F	S	R	Kg
38-14M-170	38	4FB	3030	Żeliwo	169.34	166.60	183.00	-	130	187	76	55.50	11.70
40-14M-170	40	4FB	3030		178.25	175.49	188.00	-	140	187	76	55.50	13.00
44-14M-170	44	4FB	3535		196.08	193.28	211.00	-	155	187	89	49.00	15.00
48-14M-170	48	4FB	3535		213.90	211.11	226.00	-	175	187	89	49.00	19.00
56-14M-170	56	4FB	3535		249.55	246.76	256.00	-	210	187	89	49.00	28.50
64-14M-170	64	4FB	4040		285.21	282.41	296.00	-	240	187	102	42.50	41.00
72-14M-170	72	9B	4040		320.86	318.06	-	230	280	187	102	42.50	46.90
80-14M-170	80	9B	4040		356.51	353.71	-	230	315	187	102	42.50	48.00
90-14M-170	90	9A	4040		401.07	398.28	-	230	360	187	102	42.50	52.50
112-14M-170	112	9A	5050		499.11	496.32	-	265	456	187	127	30.00	74.50
144-14M-170	144	9A	5050		641.71	638.92	-	265	600	187	127	30.00	91.00
168-14M-170	168	9A	5050		748.66	745.87	-	265	706	187	127	30.00	116.00
192-14M-170	192	9A	5050		855.62	852.82	-	265	813	187	127	30.00	134.00
216-14M-170	216	9A	5050		962.57	959.76	-	265	920	187	127	30.00	146.50